

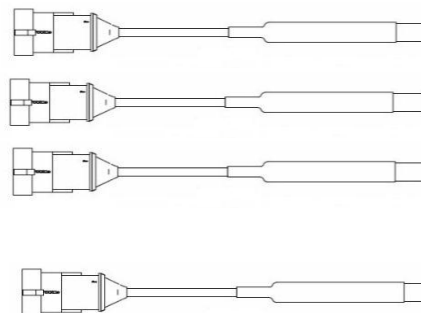
Configuration scheme for aerosol fire suppression system
in engine and webasto compartement of a veichle

1 aerosol ACFE90-C g 90
for webasto protection

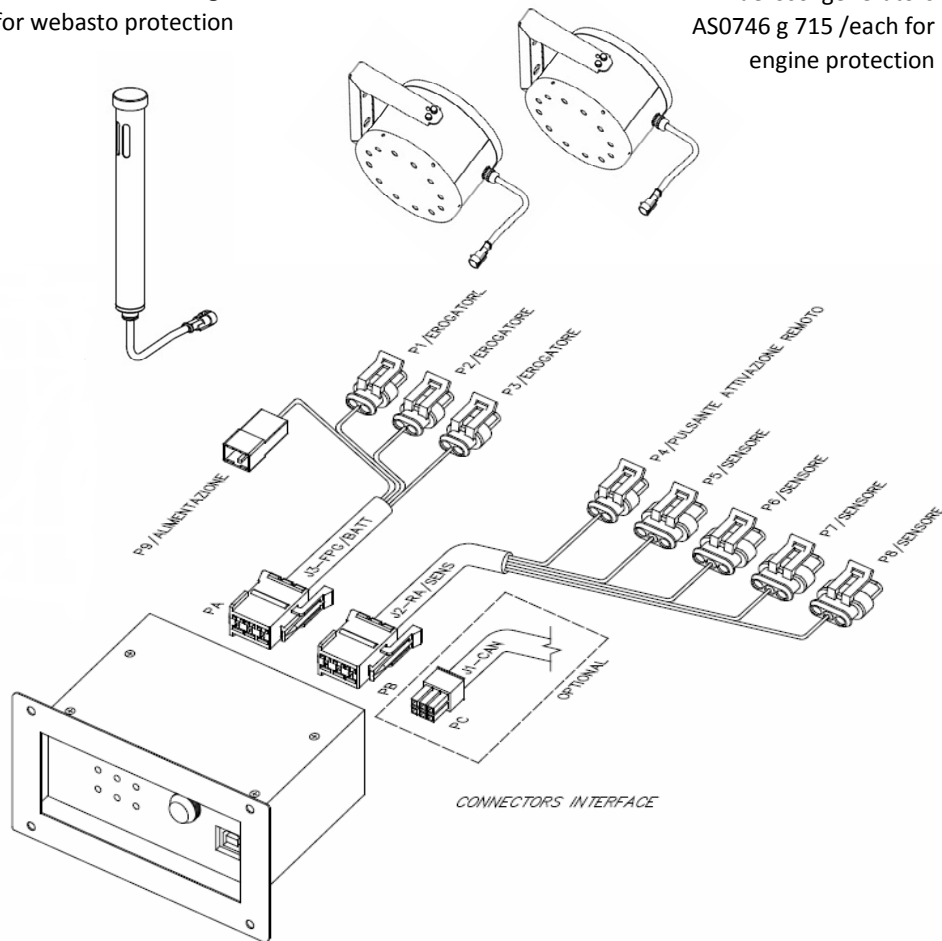
2 aerosol generators
AS0746 g 715 /each for
engine protection

1 Handbook
"installation and use"

3 thermic sensor 145°C for detection
in engine compartment




1 thermic sensor 145°C
for detection in webasto




1 UDS-A V1/15 control and command electronic unit


SET CONTACTS/CONNECTORS
supplied:

4X 3P MALE 

4X 3P FEMALE

3X 2P MALE 

3X 2P FEMALE

1X FASTON/power 

cabling between the electronic unit
and the engine compartment for the
length of the veichle is not supplied. It
must be realized with multipolar
shielded cable. For easier application a
set of contacts/connectors is supplied.